



DURABLE CONSTRUCTION
AND INTELLIGENT FEATURES
DELIVER SUPERIOR RESULTS.

We designed and engineered the T80 treadmill to withstand hours of worry-free commercial use. Plus, the long deck and digital drive system give runners the space and consistent performance they need to maintain their training.

TREADMILL

FRAME	Heavy-gauge welded steel	DIMENSIONS (L x W x H)	204 x 110 x 160 cm / 80" x 38" x 63"
RUNNING AREA	55.9 x 152.4 cm / 22" x 60"	ELECTRICAL REQUIREMENTS	100 - 120 v / 50 - 60 hz NEMA 5 - 20 120 v outlet required
CUSHIONING	Ultra Zone™ Cushioning System	PRODUCT WEIGHT	158.8 kg / 350 lbs.
BELT	2-ply, commercial, low maintenance	USER WEIGHT CAPACITY	182 kg / 400 lbs.
DECK	1" reversible, hard-waxed, low maintenance	HOME WARRANTY	Lifetime frame, drive motor, and cushioning, 7 year parts, 2 year labor
MOTOR	3.0 HP Digital AC Johnson Drive™	COMMERCIAL WARRANTY	Lifetime frame, 5 year motor, 5 year parts, 2 year labor <small>* For light commercial use. Some limitations apply</small>
ROLLERS	2.4" crowned with large O.D. bearings	EXTRAS	Water bottle holders, integrated speed/incline toggles, accessory tray
SPEED RANGE	0.8 - 20 km/h / 0.5 - 12 mph		
INCLINE RANGE	0% - 15%		



JOHNSONDRIVE
SYSTEM

Engineered specifically for our treadmills, the Johnson Drive System™ delivers truly responsive performance as well as quiet and efficient operation.

Specifications subject to change without notice. For more information about Vision Fitness: www.visionfitness.com


CONSOLE




The Classic console has an intuitive interface so it's easy for you to adjust settings and fine-tune your workout. Plus, it's compatible with our Passport™ Media Player, which connects to a television and transports you to stunning locales while you exercise.

CLASSIC CONSOLE	
DISPLAY	Extra-large LED
WIFI ENABLED	N/A
WORKOUT FEEDBACK	Time, Heart Rate, Distance, Calories, Pace, Incline, Speed
PROGRAMS	Manual, Intervals, Weight Loss, Fitness Test, Target HR (speed-based) – 5 total
HEART RATE	Contact grips and Polar® wireless receiver
EXTRAS	Passport™ ready, charges USB 2.0 devices*, Energy Saver™ mode, reading rack


* 1 amp or less



Our integrated ViaFit™ connectivity system sends workout data to the fitness apps and tools you already use, making workout tracking easy.



Passport™ compatibility makes it easy to experience the global HD destination footage of our immersive Virtual Active program on your big screen.



This scientifically validated high-intensity interval training program burns fat and builds muscle in short workouts that anyone can fit into their schedule.

Specifications subject to change without notice. For more information about Vision Fitness: www.visionfitness.com