



DPL0305 Pulldown DISCOVERY™ SERIES PLATE LOADED LINE

Like every piece of equipment in our Discovery™ Series Plate Loaded Line, the DPL0305 Pulldown adds value to your facility by combining essential performance and durability with thoughtful design to deliver an exerciser experience that feels natural.

The Discovery Series Plate Loaded Pulldown features independent movement arms and diverging pulling angles to increase the range of motion of the exercise. A regressive strength curve reduces force at the bottom of the movement to provide resistance through the full range of motion for a solid workout, time after time.

Strength equipment is a long-term investment and with the Discovery Series from Precor, you can make your strength purchase decision with confidence. With a full range of products that are approachable and intuitive, perform for exercisers of all ability levels, and will withstand the test of time, the Discovery Series is the straightforward strength solution you've been looking for.



Learn More: go.precor.com/dpl0305

PRECOR
Fitness Made Personal

©2018 Precor Incorporated.

DPL0305 Pulldown

DISCOVERY™ SERIES PLATE LOADED LINE

Product Features

1. Independent Movement Arms

Designed to demand greater balance and core muscle engagement, the independent movement arms, and diverging pulling angles increase the range of motion throughout the exercise. A regressive strength curve reduces force at the bottom of the movement to allow for resistance through the full range of motion.

2. Grip Options

A traditional wide grip position and narrow grip position give exercisers the ability to choose the gripping style that best suits their workout.

3. Ratcheting Seat Adjustment

The ratcheting, gas-assisted seat adjustment features an ergonomic, over-molded rubber adjustment handle, making it easy and comfortable for exercisers to get the right fit.

4. Weight Storage Horns

The four weight horns are optimally positioned for easy loading and unloading of weights and provide storage for over 600 lb / 272 kg of weight plates.

5. Instructional Placard



Easy-to-understand, large, text-free illustrations demonstrate correct form at a glance and a QR code links to a helpful 30-second instructional video.















SPECIFICATIONS

Dimensions (L x W x H):	66 x 51 x 76.5 in / 168 x 130 x 194 cm
Product Weight:	326 lb / 148 kg
Workout Area (L x W):	66 x 51 in / 168 x 130 cm
Starting Weight:	5 lb / 2.5 kg
Max Load Weight:	450 lb / 204 kg
Weight Storage Horns:	4
Accessories:	Rubber Feet
Frame and Finish:	Heavy-duty steel tubing is welded in all structural areas to withstand the most severe environments. Powder coated frame.
Warranty:	Visit www.precor.com for warranty terms.

Standard Color Options

Frame	Movement Arms	Frame	Movement Arms
			
Gloss Metallic Silver	Metallic Ash	Metallic Ash	Gloss Metallic Silver
			
Desert Bronze	Gloss Metallic Silver	Black Magic Gloss	Metallic Ash
			
Gloss White	Metallic Ash	Black Pearl	Metallic Ash

Upholstery

					
All Spice	American Beauty	Black	Blue Jay	Burgundy	Deep Clay
					
Grey	Hunter Green	Navy	New Purple	Regal Blue	Slate

- Colors may vary.
- Custom colors available. Please contact a Precor Sales Representative.

Learn More: go.precor.com/dpl0305

PRECOR
Fitness Made Personal