



DSL0500 Shoulder Press

DISCOVERY™ SERIES SELECTORIZED LINE

The Discovery™ Series combines all the functional performance elements demanded from a strength line, but with a focus on ease of use and thoughtful design detail to appeal to a wide range of exercisers. The result is an exceptional fit and feel for the first-time user or seasoned athlete.

Approachable & Intuitive - Built to satisfy all levels of exercisers in your facility, the Discovery Series Selectorized Line creates an open and inviting environment within a facility with a consistent low-profile tower height, translucent shrouds,

and precision adjustments that make it easy and comfortable for exercisers to get the right fit.

Built to Perform Long Term - The Discovery Series Selectorized Line meets the demands of busy facilities and strong users with durable, welded frames that can hold up to the pressure.

Part of a Complete Package - And it all fits within the Precor package, providing you with a consistent feel in your facility.

Learn More: precor.com/dsl0500

PRECOR
Fitness Made Personal

©2017 Precor Incorporated.

DSL0500 Shoulder Press

DISCOVERY™ SERIES SELECTORIZED LINE

Product Highlights

The Discovery Series Selectorized Line Shoulder Press delivers targeted movement with a movement arm that is counter-balanced with a rear-set pivot designed to create a proper motion path and low starting lift weight. The ratcheting gas-assisted seat adjusts to fit a wide range of users.

Product Features

1. Instructional Placards

Improve every workout with easy-to-understand, large text-free illustrations that demonstrate correct form at a glance. Users will love the QR codes and URL that provide smart phone links to helpful 30-second instructional videos.

2. Easy to Get Started Adjustments

Precision adjustments, including highly durable industrial-grade seat adjustments and large, ergonomic rubber adjustment handle, make it easy and comfortable for users.

3. Weight Tower, Shroud and Weight Stack

The open and inviting design allows users to easily access the weight stack selector pin and add-on weight lever. Users can easily engage the 5 lb / 2.3 kg add-on weight with a simple flip of a lever to increase the work load.




SPECIFICATIONS

Dimensions (L x W x H):	67 x 52 x 59 in / 170 x 132 x 150 cm
Product Weight:	538 lb / 244 kg
Weight Stack:	200 lb / 91 kg
Add-on Weight Stack:	5 lb / 2.3 kg
Frame and Finish:	Oversized 4x2-inch frames are 11 and 8-gauge steel and welded in all structural areas. Powder coated frames.
Warranty:	Visit www.precor.com for warranty terms.

Standard Color Options

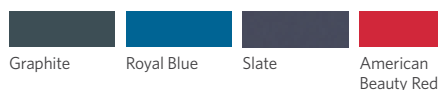
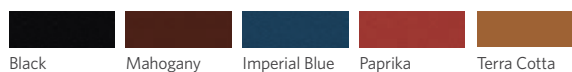
Frame



Shroud



Upholstery



• Colors may vary.
• Custom colors available.
Please contact a Precor Sales Representative.

Learn More: precor.com/dsl0500

PRECOR
Fitness Made Personal